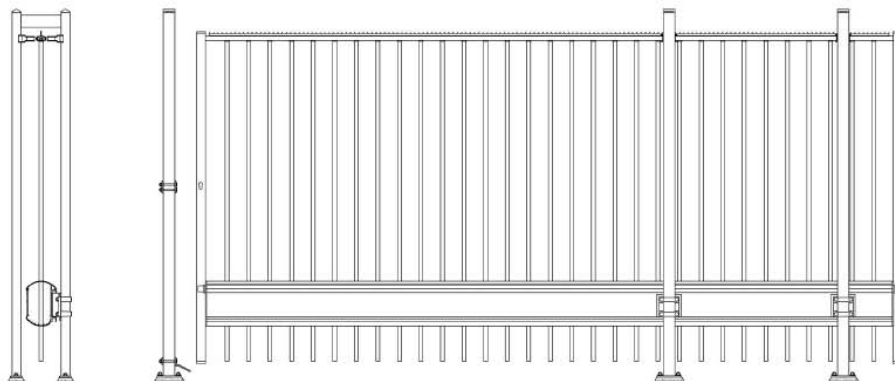
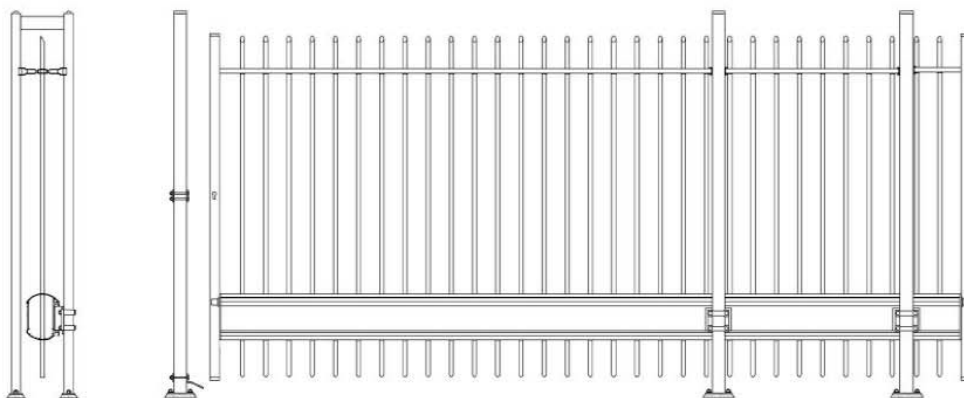


Delta gate Heracles



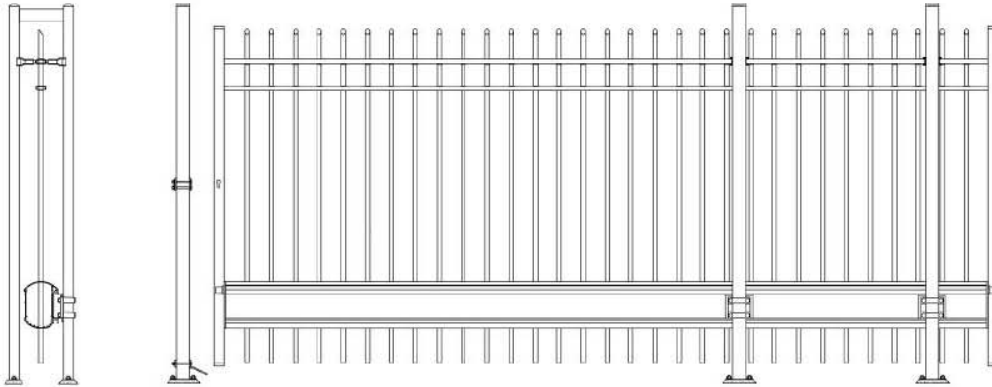
Gate leaf The Delta Heracles is a freebaering sliding gate which is built modular and will be delivered in standard openings. The bars are $\varnothing 26$ mm and have a centre-on-centre distance of 150 mm. The separate parts are connected with internal tension wires. The Delta Heracles has a horizontal beam of 205 x 285 mm, which is profiled. The bars will be pushed into the blind holes in the upper beam of 35 x 60 mm and fixed with a tension wire. Gates with a height from 1500 mm are executed with serrated strip on top of the upper beam.

Delta gate Atlas



Gate leaf The Delta Atlas is a freebaering sliding gate which is built modular and will be delivered in standard openings. The bars are $\varnothing 26$ mm and have a centre-on-centre distance of 150 mm. The separate parts are connected with internal tension wires. The Delta Atlas has a horizontal beam of 205 x 285 mm, which is profiled. The bars will be pushed through the holes in the upper beam of 35 x 60 mm and fixed with a tension wire. Gates with a height from 1500 mm are executed with bevelled bars.

Delta gate Olympus



- Gate leaf** The Delta Olympus is a freebearing sliding gate which is built modular and will be delivered in standard openings. The bars are $\varnothing 26$ mm and have a centre-on-centre distance of 150 mm. The separate parts are connected with internal tension wires. The Delta Olympus has a horizontal beam of 205 x 285 mm, which is profiled. The bars will be pushed through the holes in the double upper beam of 35 x 60 mm and fixed with a tension wire. The head plates, beam and bars are connected by internal tension wires 2x $\varnothing 8$ mm and 1 x $\varnothing 4,5$ mm. The free opening can vary : 3000, 4000, 5000, 6000, 7000, 8500 and 9500 mm. A security lock is included in the locking style of the manually operated gate.
- Gate posts** Every gate has 2 guiding and 1 slam post. These gate posts are of welded tube 80 x 60 mm. The gate posts can be inclusive of baseplates 180 x 100 mm and 2 anchors M16 per baseplate. The gate posts can also be extended and delivered with a metal prefab foundation and concrete tiles. The slam post is inclusive of running support and lock catch plate. The gate posts can be delivered inclusive of brackets for connection of fencing.
- Conducting** The gate leaf will be suspended on two double PVC running wheels which are connected to the guiding posts with adjustable running wheel holders. The upper guidance is also provided by double PVC running wheels. Dust proof ball-bearings and aluminium protection caps. The gate has a wind close safety device.
- Finish** Hot-dip galvanized or powder coated in a standard Heras colour. Additional parts are made of RVS, aluminium and PVC. All the bolt and nut connections are out of sight. 11 colours are available for the striping. All executions are prepared to be electrically operated.
- Extra** 1 or 2 rows of rotating points of aluminium.